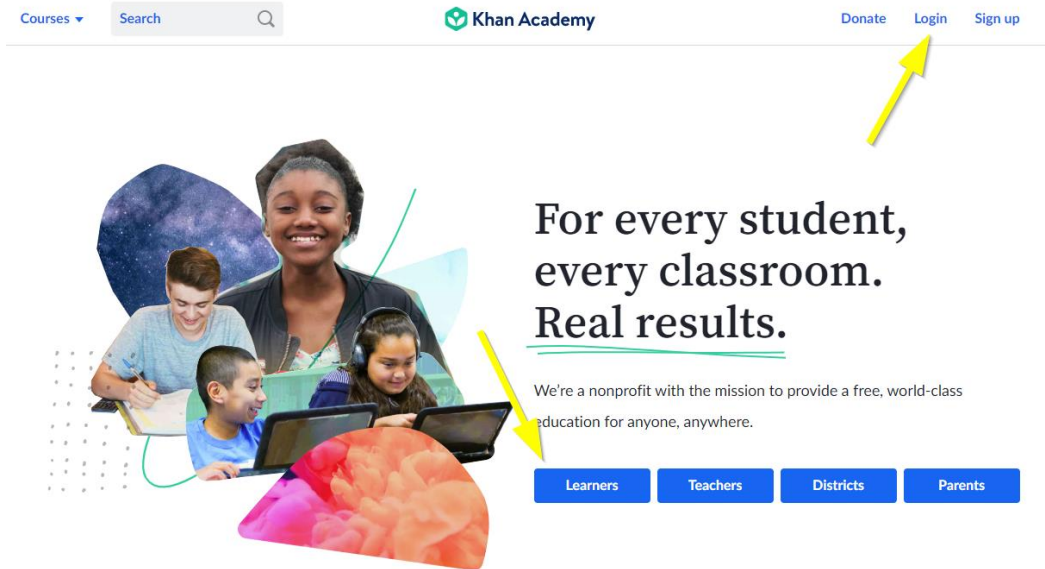


How to: Connect Your College Board and Khan Academy Accounts

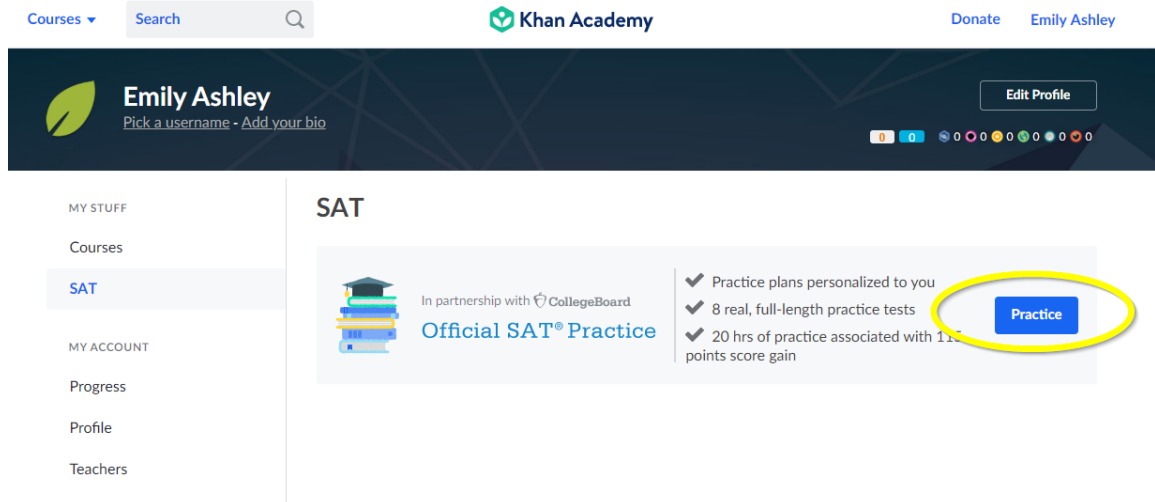
1. Log into Khan Academy: www.khanacademy.org



2. Join Union's Biggest Gainer SAT Class.


Go to www.khanacademy.org/join and enter the course code: **JD6HGKQ**

3. Start the Course





4. Answer the SAT/PSAT question. Most students should select “A” since all Union students take the PSAT during 10th grade.

Welcome to Official SAT® Practice  [Exit SAT practice](#)

QUESTION 1 OF 2


Have you already taken the SAT, PSAT/NMSQT®, or PSAT 10?

If so, we can start by practicing what you missed on your test.

If not, no worries! Our diagnostic quizzes and practice tests will figure out what you should practice first.

☐ A Yes, I have taken the SAT, PSAT/NMSQT®, OR PSAT 10.

☐ B No, I haven't taken any of these tests yet.



5. Select “Sign into CollegeBoard.org.”


QUESTION 2 OF 2

To start practicing what you missed on your test, sign in to CollegeBoard.org and send your test results to Khan Academy.

☒ A Sign into CollegeBoard.org and send my test results to Khan Academy.

☐ B Skip connecting to CollegeBoard.org and take a diagnostic quiz or practice test instead.

6. Sign into your College Board account.



Welcome back. Please sign in.

Username [Forgot username?](#)

Password [Forgot password?](#)

☐ Remember me

Click “Forgot username?” or “Forgot password?” if you do not know your login.